

# Statistics Fact Sheet

FALL 2009

Richmond Hill is located in the southern portion of York Region, and centrally within the Greater Toronto Area. The Town is predominately urban with 65% of the total land area, 100.62km<sup>2</sup>, identified as urban, while the remaining 35% land area is classified as containing natural areas.

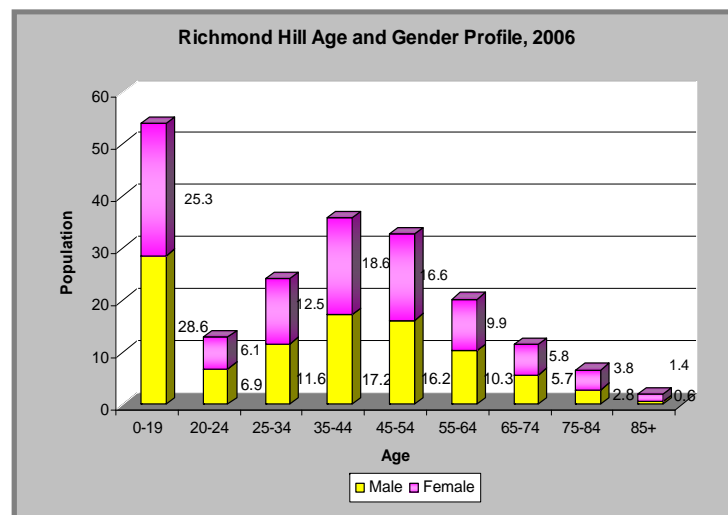
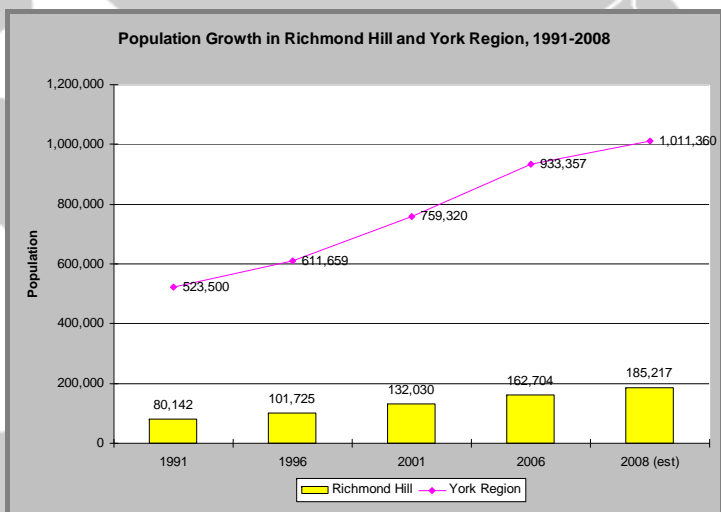
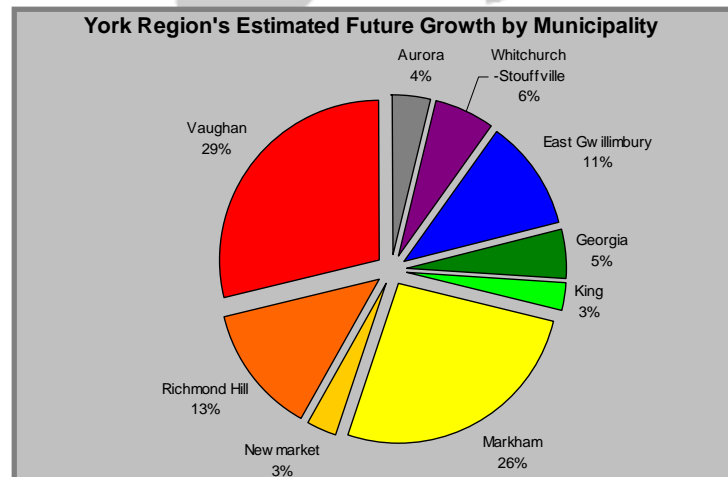
The central location of the Town has assisted in making it one of the fastest growing municipalities. Since 1991 the Town's population has doubled and the present population is estimated to be 185,217. By 2031 Richmond Hill, Vaughan and Markham will contain over 70% of York Region's future population.

Richmond Hill contains a relatively young population (26.9%) with few seniors (10.1%) when compared to Toronto (11.9%), the Province (13.6%) and a number of other comparator municipalities.

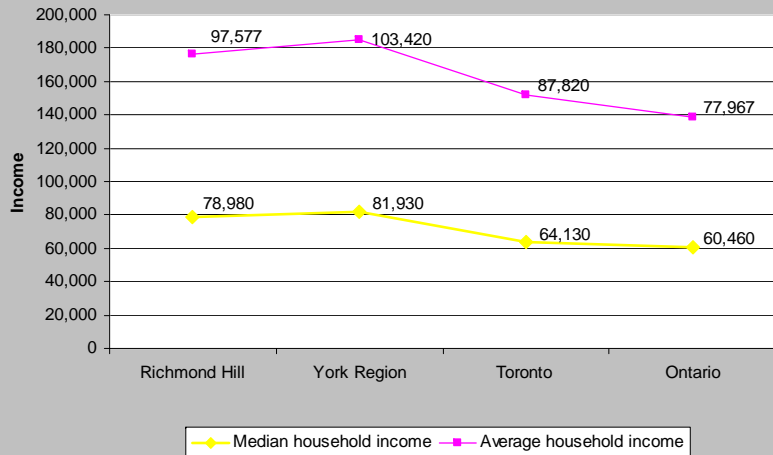
The Town's population contains a diverse range of ethnic origins and native languages. Some of the top ethnic origins include Chinese (22.3%), Italian (12.9%), Iranian (7.3%) and East Indian (6%).

Aside from English, top languages spoken by residents are Persian (Farsi) (7%), Chinese (7%), Russian (5%) and Italian (5%).

Richmond Hill residents are generally affluent as is evident in the average (\$97,577) and median household incomes (\$78,890) - both of which are higher than the Provincial average. In terms of education Richmond Hill contains the highest proportion of individuals with post secondary education than anywhere else in the country.

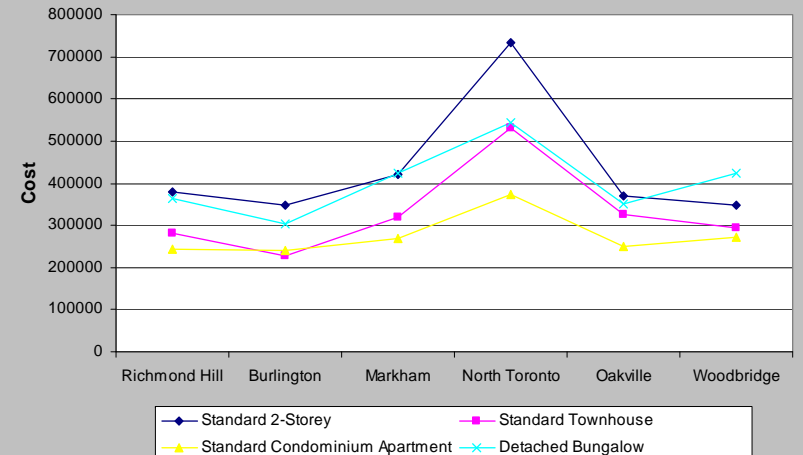


**Average and Median Household Incomes, 2006**

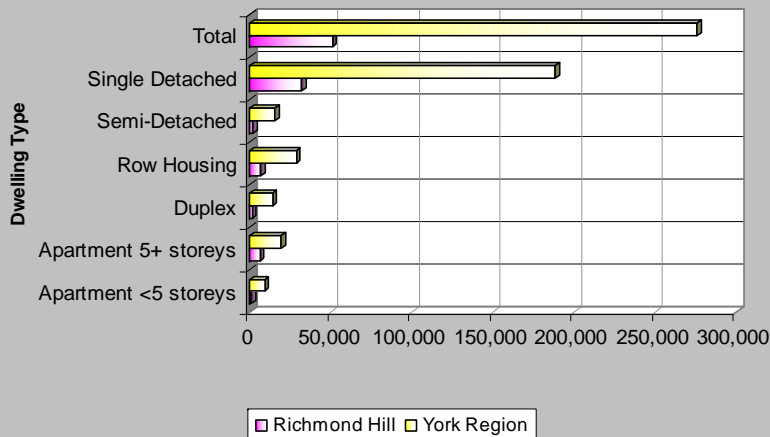


Although Richmond Hill's dwelling types are dominated by single detached houses, the Town has a high built form density (16.1 persons per hectare) that is higher than Markham, Vaughan and York Region. Costs of all dwelling types are very similar to other comparator municipalities.

**Housing Type Costs, April - June 2009**

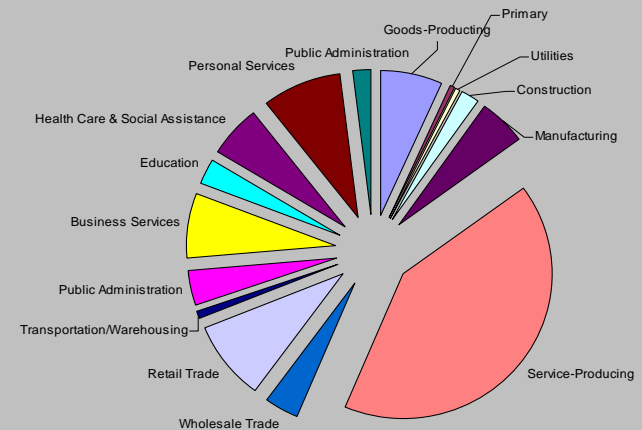


**Distribution of Dwelling Types**



In terms of local economy the Town's employment is predominantly service oriented as it accounted for 86% of all employment in 2008. The Town's unemployment rate (5.4%) is quite low in relation to those municipalities of Oshawa (7.6%), Toronto (7.6%), Markham (6.7%) and the entire province of Ontario (6.4%).

**Employment by Industry in Richmond Hill, 2008**



Sources: Statistics Canada (1991-2006), Socio-Economic Study for the Town of Richmond Hill (2007), York Region Employment and Industry Report (2008), York Region Population Estimates (Dec 2008), York Region 2031 Population and Employment Forecasts, (Jan 2009), Town of Richmond Hill Environmental Policy Review Background Report (Jan 2009b), Town of Richmond Hill Housing and Residential Intensification Study Background Report (March 2009), Royal LePage Survey of Canadian House Prices (Second Quarter 2009)