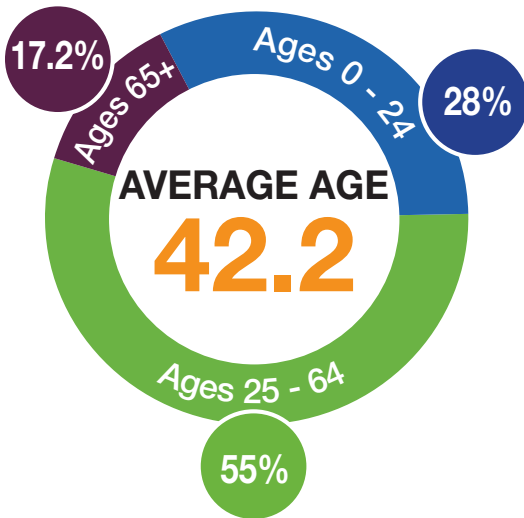
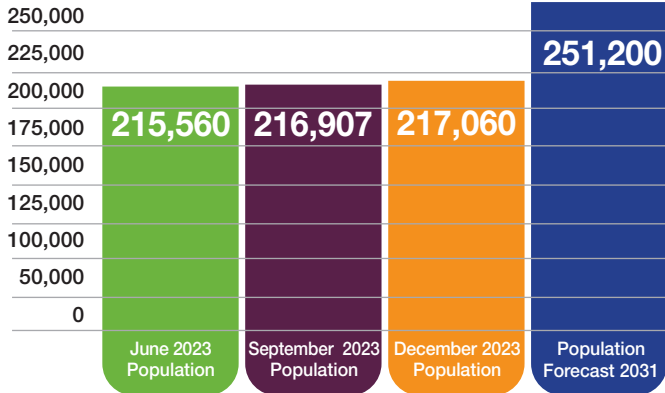


## POPULATION

Source: York Region Long Term Planning Branch, December 2023 and Statistics Canada Census of Population, 2021



## HOUSING VALUES

Source: Toronto Real Estate Board Home Price Index, January 2023 and January 2024

	Jan 2023	Jan 2024
Single Family Detached	\$1,852,800	\$1,841,200
Single Family Attached	\$1,189,000	\$1,196,500
Townhouse	\$894,300	\$888,300
Condominium	\$631,600	\$633,600

## OFFICE MARKET VALUES

Source: Colliers Toronto Office Market Statistics, Q4 2022 and Q4 2023

	Q4 2022	Q4 2023
<b>Vacancy Rate (%)</b>	0.5%	0%
<b>Average Rent (\$/sq. ft)</b>	\$15	-

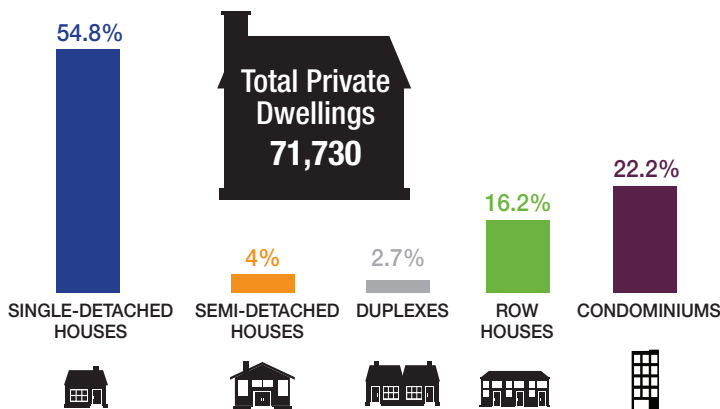
## INDUSTRIAL MARKET VALUES

Source: CBRE Toronto Industrial Marketview Report, Q4 2022 and Q4 2023

	Q4 2022	Q4 2023
<b>Vacancy Rate (%)</b>	0.2%	0.8%
<b>Average Rent (\$/sq. ft)</b>	\$18.64	\$19.27

## HOUSING MIX\*

York Region Long Term Planning Branch, December 2023



\*Estimated

## BUSINESS CLIMATE

Source: York Region Employment Survey, 2022

NUMBER OF BUSINESSES: **5,023** NUMBER OF EMPLOYEES: **81,584**

BUSINESS PARKS	Total Acres	Vacant Acres
<b>BARKER</b>	253	40
<b>BEAVER CREEK</b>	614	24
<b>HEADFORD</b>	433	86
<b>NEWKIRK</b>	313	0

## LABOUR FORCE AND INCOME

Source: 2021 Statistics Canada Census Data

Population with Post-secondary Education  
**79.0%**

Unemployment Rate  
**13.1%**

Median Household Income  
**\$102,000**

## MINIMUM WAGE RATES

Source: Ministry of Labour, Training and Skills Development, October 2023

Minimum wage  
**\$16.55**

Students under age 18  
**\$15.60**

## OCCUPATIONS MEDIAN HOURLY WAGE RATE

Source: Statistics Canada Labour Force Survey estimate, Median Hourly Wages of Employees, Ontario, December 2023

**\$43.70** Natural and Applied Sciences

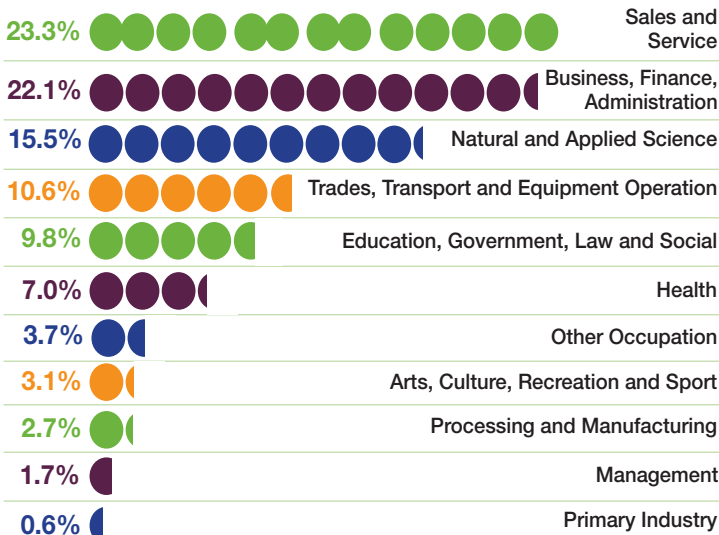
**\$43.27** Law, Education, Social, Community and Government Services

**\$32.00** Health Occupations

**\$30.00** Business, Finance, Administration

## RESIDENTS BY OCCUPATION TYPE

Source: 2021 Statistics Canada Census Data



## TOP EMPLOYERS

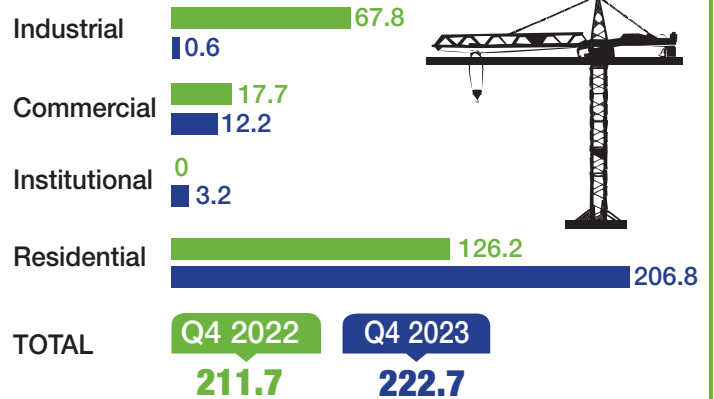
Source: York Region Employment Survey, 2022

- Mackenzie Richmond Hill Hospital
- Amico Corporation
- Kleenway Services Inc.
- Compugen Inc.
- Canada Computers
- Apotex
- Opentext Corporation
- Staples Canada
- Rogers Communications
- Costco Wholesale Canada Ltd.

## DEVELOPMENT ACTIVITY

Source: City of Richmond Hill, Planning and Building Division, December 2023

### Construction Values (\$million)



## TAX RATES

Source: City of Richmond Hill, Financial Services Division, 2023

	City	Region	Education	TOTAL
Industrial	0.311518%	0.573299%	0.880000%	1.864817%
Commercial	0.2525400%	0.464759%	0.880000%	1.597299%
Residential	0.189580%	0.348892%	0.153000%	0.691472%

## NON-RESIDENTIAL DEVELOPMENT CHARGES

Source: City of Richmond Hill, Financial Services Division, 2023

Category	City	Region	Education
Non-Retail	\$92.11/m <sup>2</sup>	Industrial/Office Institutional \$251.13/m <sup>2</sup>	Separate School Board \$2.37/m <sup>2</sup>
Retail	\$126.19/m <sup>2</sup>	Retail \$622.92/m <sup>2</sup>	Public School Board \$12.38/m <sup>2</sup>