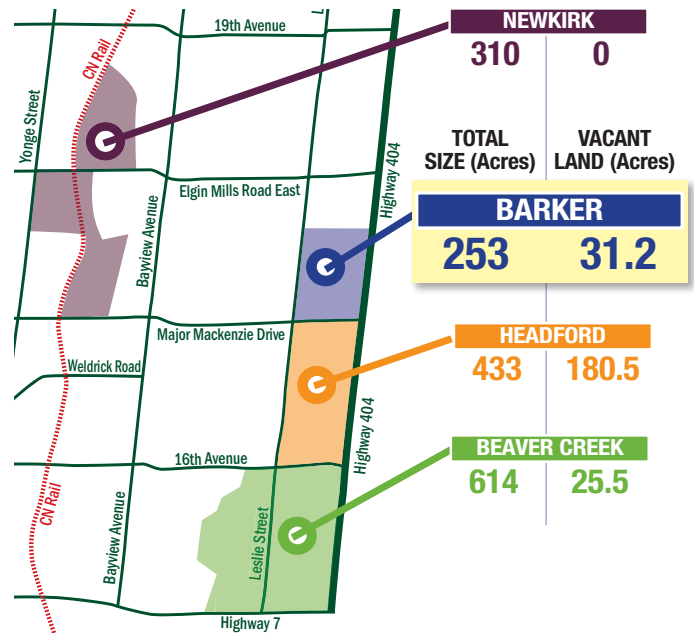
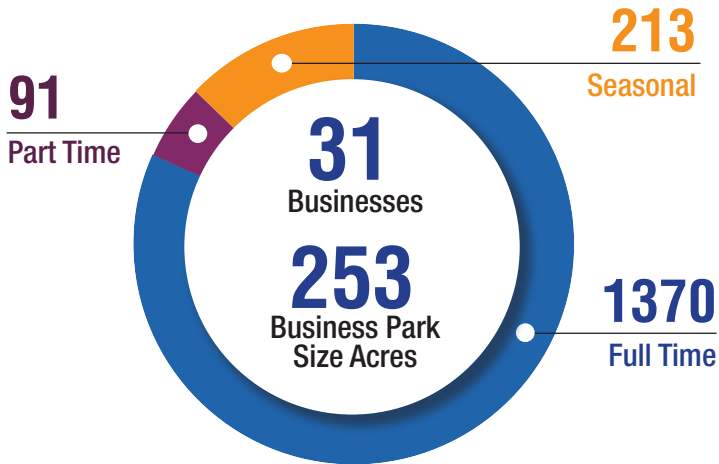


Barker Business Park Profile

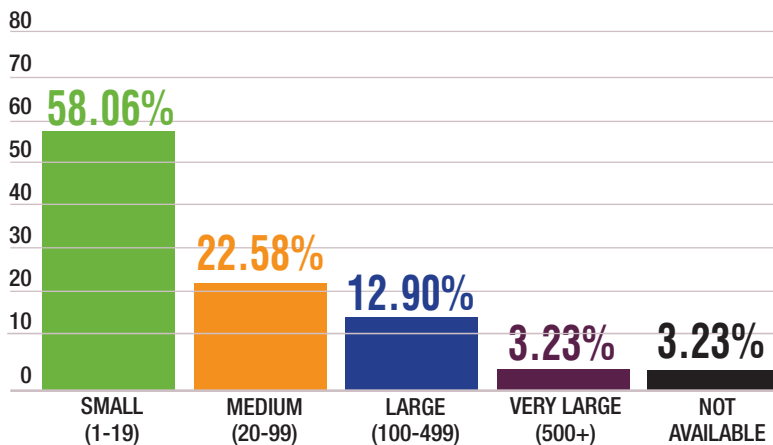
2017



EMPLOYMENT TYPE



BUSINESS SCALE



MAJOR EMPLOYERS

- BMW Group Canada
- Compugen Inc.
- Cosmo Music Company Ltd.
- Data Integrity
- Homewatch Caregivers
- ISERVE Inc.
- La Rocca Creative Cakes
- Toy Galaxy
- York Region Transport Services and Roads Works

EMPLOYMENT BY INDUSTRY*

	% OF BUSINESSES	% OF EMPLOYMENT		% OF BUSINESSES	% OF EMPLOYMENT
Professional, Scientific, Technical	40.00%	45.28%	Other Services	3.33%	2.69%
Finance, Insurance, Real Estate	13.33%	3.52%	Accommodation, Food Services	3.33%	0.36%
Educational Services	10.00%	15.17%	Construction	3.33%	1.02%
Health and Social Services	6.67%	2.21%	Administrative Support	3.33%	0.18%
Wholesale Trade	3.33%	1.37%	Management of Companies	3.33%	16.73%
Retail Trade	3.33%	0.12%	Public Administration	3.33%	1.49%
Manufacturing	3.33%	9.86%			

*based on NAIC codes

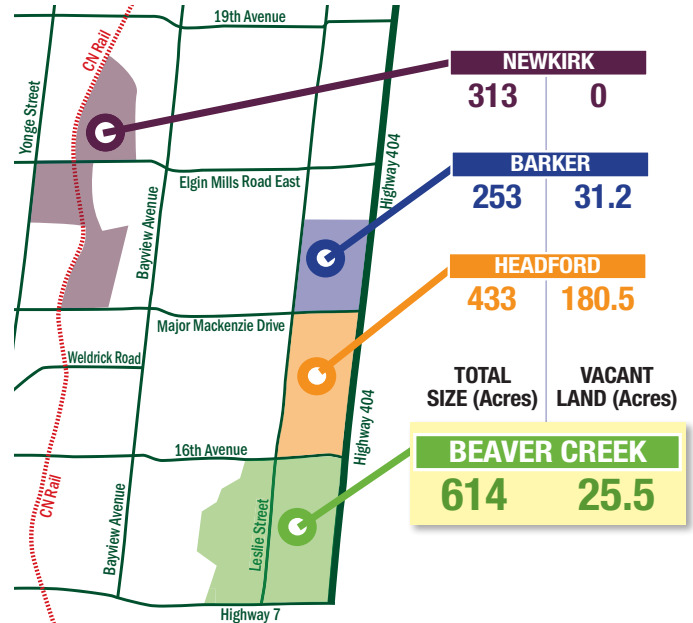
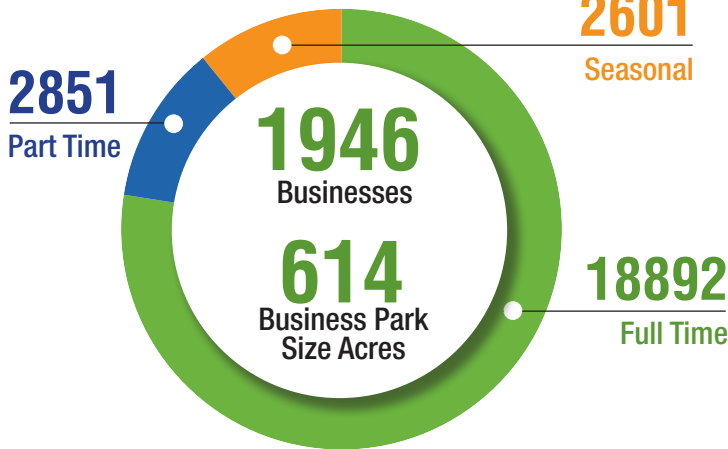


Beaver Creek Business Park Profile

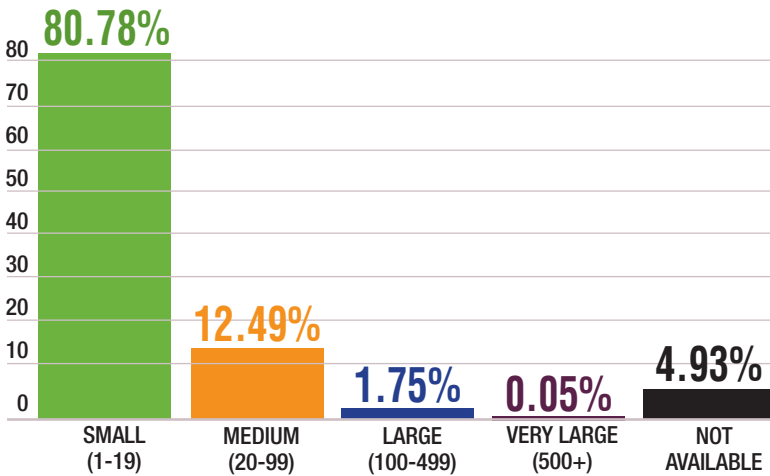
2017



EMPLOYMENT TYPE



BUSINESS SCALE



MAJOR EMPLOYERS

- AECOM
- Amico Corporation
- Heritage Education Funds
- Hydro One – Cornerstone
- Johnson Inc.
- Multimatic Inmet
- OpenText Corporation
- Primerica
- Sheraton Parkway Toronto North Hotel & Suites
- Town of Richmond Hill Municipal Offices

EMPLOYMENT BY INDUSTRY*

	% OF BUSINESSES	% OF EMPLOYMENT		% OF BUSINESSES	% OF EMPLOYMENT
Professional, Scientific, Technical	21.87%	19.00%	Education Services	4.25%	2.07%
Wholesale Trade	13.74%	13.35%	Administrative Support	3.88%	3.49%
Finance, Insurance, Real Estate	9.55%	16.70%	Information and Culture Studies	1.89%	3.10%
Retail Trade	8.91%	2.61%	Transportation and Warehousing	1.31%	0.99%
Manufacturing	8.44%	13.30%	Management of Companies	0.94%	2.00%
Other Services	6.92%	2.83%	Arts, Entertainment, Recreation	0.58%	0.53%
Health and Social Services	6.82%	4.08%	Public Administration	0.26%	2.15%
Accommodation, Food Services	5.87%	7.82%	Utilities	0.21%	1.08%
Construction	4.56%	4.90%			

*based on NAIC codes

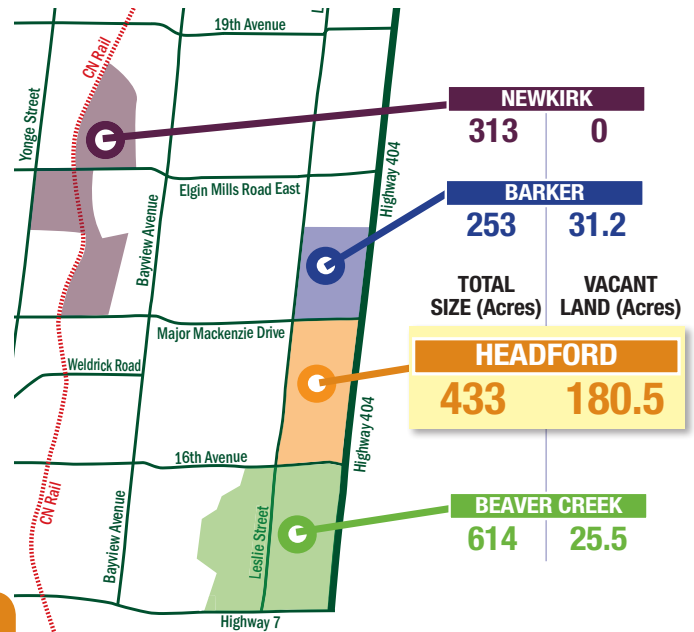
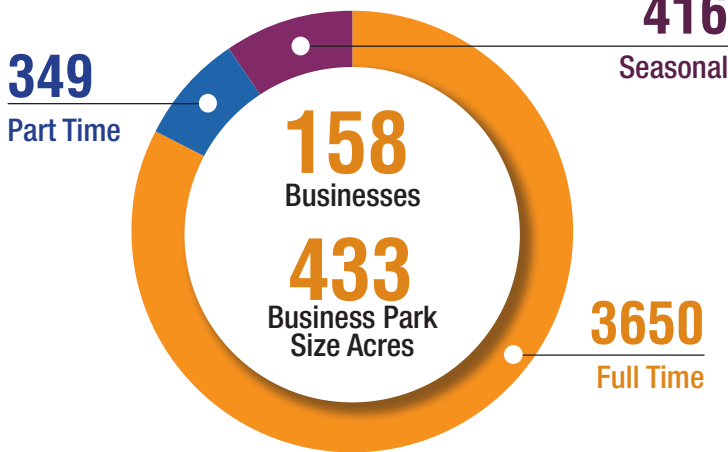


Headford Business Park Profile

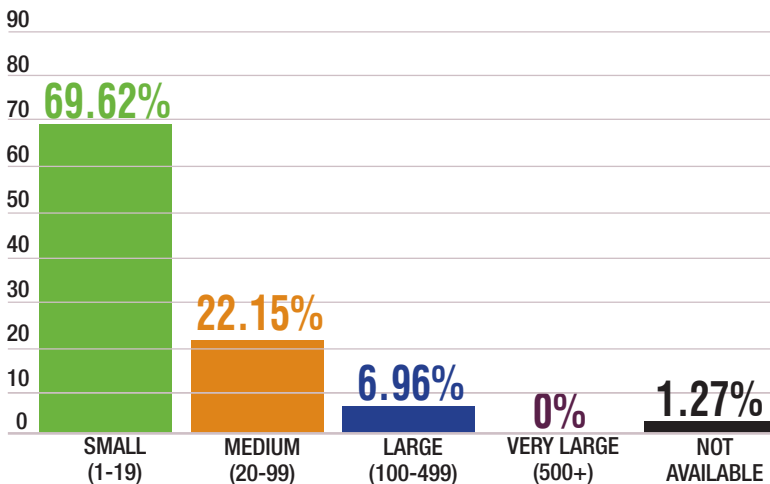
2017



EMPLOYMENT TYPE



BUSINESS SCALE



MAJOR EMPLOYERS

- Alphabroder
- Broker Team Insurance Solutions
- Canada Post
- Century 21 - Atria Realty Inc.
- Cirba Inc.
- Mazda Canada Inc.
- Staples Business Depot Head Office
- Trimark Athletic Supplies
- York Region Transit/VIVA Bus Depot

EMPLOYMENT BY INDUSTRY*

	% OF BUSINESSES	% OF EMPLOYMENT		% OF BUSINESSES	% OF EMPLOYMENT
Wholesale Trade	17.72%	15.83%	Educational Services	4.43%	2.15%
Professional, Scientific, Technical	15.82%	24.33%	Management of Companies	3.80%	16.15%
Accommodation, Food Services	13.92%	5.57%	Manufacturing	2.53%	1.68%
Construction	8.86%	3.78%	Transportation and Warehousing	2.53%	10.92%
Health and Social Services	7.59%	2.51%	Arts, Entertainment, Recreation	2.53%	0.66%
Finance, Insurance, Real Estate	6.96%	10.55%	Public Administration	1.90%	1.45%
Retail	5.06%	0.68%	Information and Culture Studies	0.63%	1.47%
Other Services	5.06%	1.77%	Administrative Support	0.63%	0.50%

*based on NAIC codes

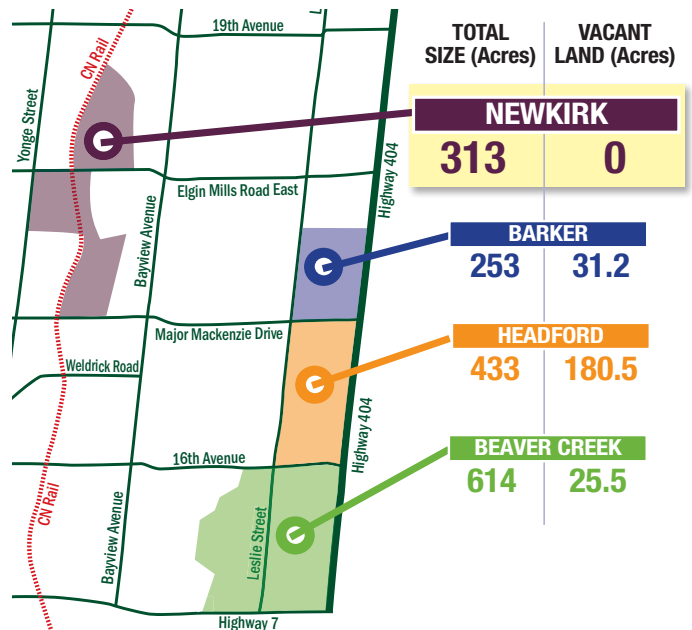
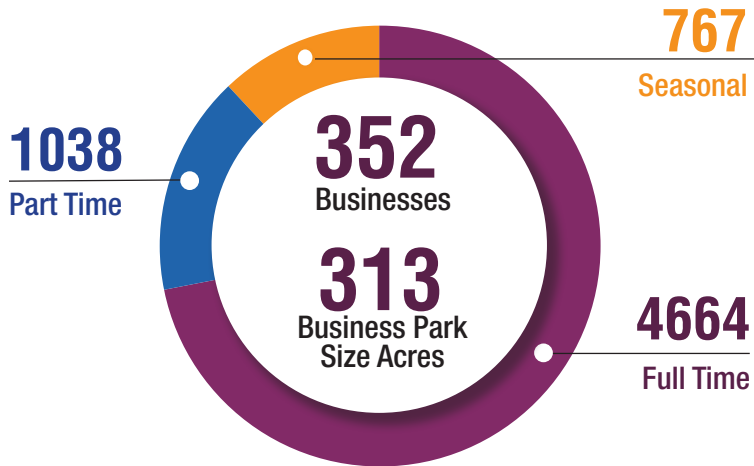


Newkirk Business Park Profile

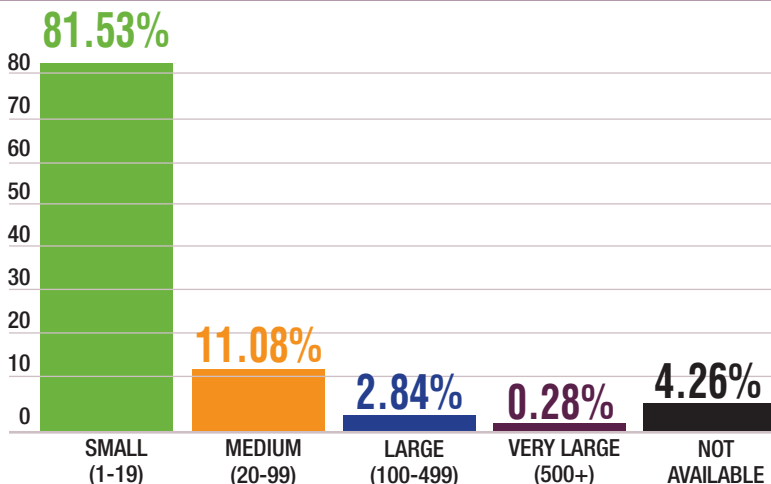
2017



EMPLOYMENT TYPE



BUSINESS SCALE



MAJOR EMPLOYERS

- 1 to 1 Rehab
- Apotex
- Community Living York South
- Gamma Foundries Inc.
- Innocon Inc.
- Magna - Exteriors and Interiors
- Mansteel Rebar Ltd.
- Polybrite Inc.
- Stock Transportation
- Victaulic Company of Canada Ltd.

EMPLOYMENT BY INDUSTRY*

	% OF BUSINESSES	% OF EMPLOYMENT		% OF BUSINESSES	% OF EMPLOYMENT
Other Services	22.57%	4.28%	Health and Social Services	2.86%	6.79%
Manufacturing	17.14%	43.66%	Finance, Insurance, Real Estate	2.86%	0.72%
Wholesale Trade	12.29%	6.86%	Administrative Support	2.86%	1.55%
Construction	8.00%	9.85%	Transportation and Warehousing	2.57%	5.59%
Professional, Scientific, Technical	7.71%	3.31%	Information and Culture Studies	1.71%	7.64%
Retail Trade	7.43%	3.28%	Accommodation, Food Services	1.43%	0.60%
Educational Services	5.71%	2.35%	Utilities	0.29%	0.13%
Arts, Entertainment, Recreation	4.29%	3.34%	Management of Companies	0.29%	0.03%

*based on NAIC codes

