

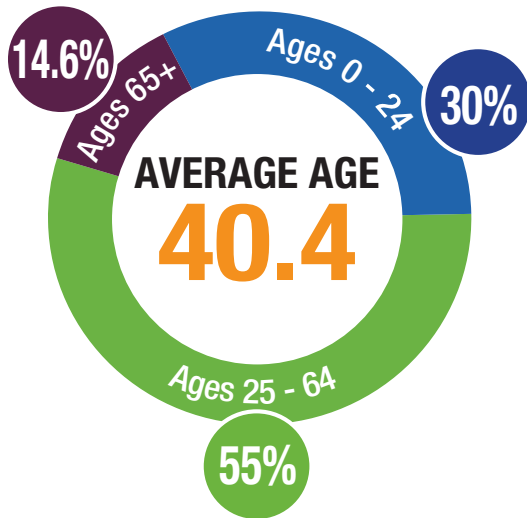
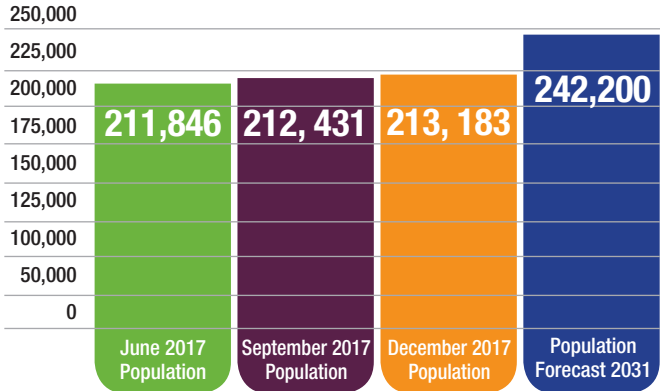
# Economic Fact Sheet

## Q4 2017



### POPULATION

Source: York Region Long Term Planning Branch, December 2017 and Statistics Canada Census of Population, 2016



### HOUSING VALUES

Source: Toronto Real Estate Board Home Price Index, December 2017

	Q3 2017	Q4 2017
Single Family Detached	\$1,332,300	\$1,265,100
Single Family Attached	\$878,000	\$834,300
Townhouse	\$591,800	\$583,900
Condominium	\$445,500	\$438,600

### OFFICE MARKET VALUES

Source: CBRE Toronto Office Marketview Report, Q4 2017

	Q3 2017	Q4 2017
Vacancy Rate (%)	10.7%	10.8%
Average Rent (\$/sq.ft)	\$16.86	\$16.78

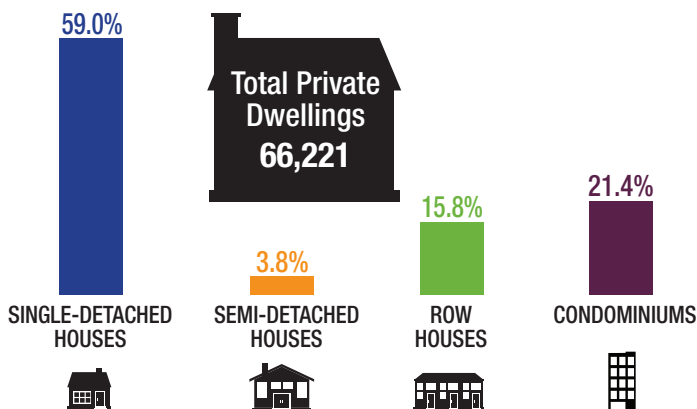
### INDUSTRIAL MARKET VALUES

Source: CBRE Toronto Industrial Marketview Report, Q4 2017

	Q3 2017	Q4 2017
Vacancy Rate (%)	0.3%	0.2%
Average Rent (\$/sq.ft)	\$7.51	\$7.44

### HOUSING MIX

Source: 2016 Statistics Canada Census Data



### BUSINESS CLIMATE

Source: York Region Employment Survey, 2017

NUMBER OF BUSINESSES:	<b>4,730</b>	NUMBER OF EMPLOYEES:	<b>69,090</b>
<b>BUSINESS PARKS</b>	<b>Total Acres</b>	<b>Vacant Acres</b>	
BARKER	253	31.2	
BEAVER CREEK	614	25.5	
HEADFORD	433	180.5	
NEWKIRK	313	0.0	

Note for researcher only: # of bus and employees excludes home & farm based businesses from survey



## LABOUR FORCE AND INCOME

Source: 2016 Statistics Canada Census Data

Population with Post-secondary Education  
**77.0%**

Unemployment Rate  
**6.9%**

Median Household Income  
**\$88,353**

## MINIMUM WAGE RATES

Source: Ministry of Labour, Minimum Wage Guide, November 2017

Minimum Wage  
**\$11.60**

Students under age 18  
**\$10.90**

## OCCUPATIONS MEDIAN HOURLY WAGE RATE

Source: Statistics Canada Labour Force Survey estimate, Median Hourly Wages of Employees, Ontario, November 2017

**\$37.26** Natural and Applied Sciences

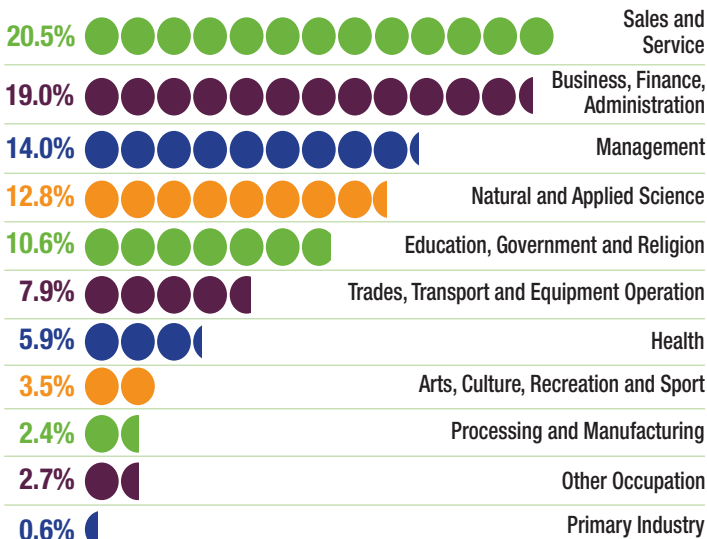
**\$33.26** Social Science, Education, and Government Services

**\$29.80** Health Occupations

**\$26.56** Business, Finance, Administration

## RESIDENTS BY OCCUPATION TYPE

Source: 2016 Statistics Canada Census Data



## TOP EMPLOYERS

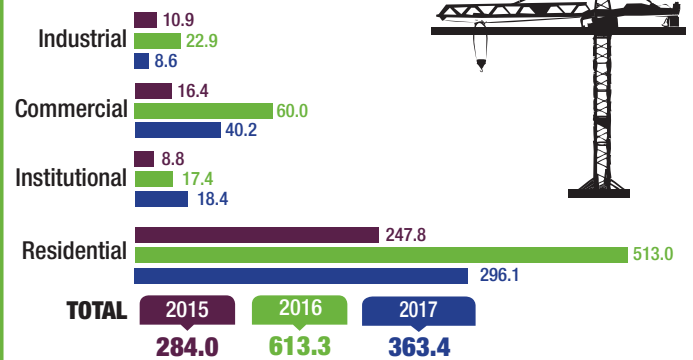
Source: York Region Employment Survey, 2017

- Mackenzie Richmond Hill Hospital
- Town of Richmond Hill Municipal Offices & Facilities
- Apotex
- Right At Home Realty Inc.
- Amico Corporation
- Compugen Inc.
- Staples Canada
- Rogers Communications
- Regional Municipality of York – South Services Centre
- OpenText Corporation
- Costco Wholesale Canada Ltd.
- Sheraton Parkway Toronto North Hotel & Suites/Best Western Parkway Hotel

## DEVELOPMENT ACTIVITY

Source: Town of Richmond Hill, Regulatory Services Division, September 2017

### Construction Values (\$million)



## TAX RATES

Source: Town of Richmond Hill, Financial Services Division, 2017

	Town	Region	Education	TOTAL
Industrial	0.299672%	0.526945%	1.140000%	<b>1.966617%</b>
Commercial	0.249848%	0.439334%	0.987908%	<b>1.677090%</b>
Residential	0.211500%	0.371903%	0.179000%	<b>0.762403%</b>

## NON-RESIDENTIAL DEVELOPMENT CHARGES

Source: Town of Richmond Hill, Financial Services Division, 2017

Town	Region	Education
Non-Retail <b>\$62.56/sq.m</b>	Industrial/Office Institutional <b>\$218.72/sq.m</b>	Separate School Board <b>\$1.83/sq.m</b>
Retail <b>\$80.44/sq.m</b>	Retail <b>\$427.86/sq.m</b>	Public School Board <b>\$9.69/sq.m</b>