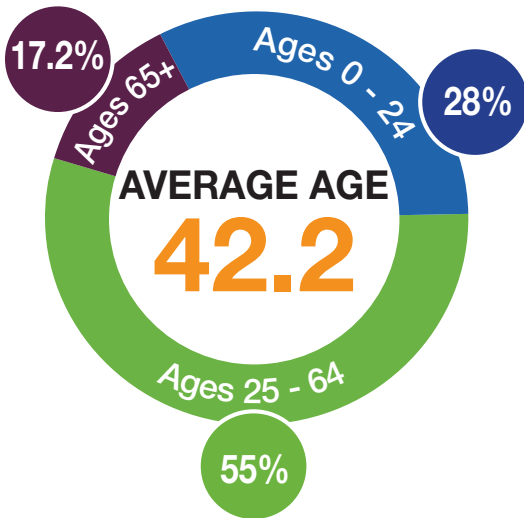
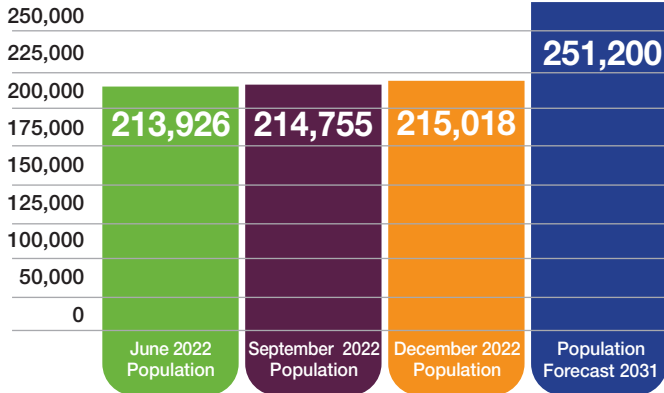


POPULATION

Source: York Region Long Term Planning Branch, December 2022 and Statistics Canada Census of Population, 2021



HOUSING VALUES

Source: Toronto Real Estate Board Home Price Index, January 2022 and January 2023

	Jan 2022	Jan 2023
Single Family Detached	\$1,917,000	\$1,852,800
Single Family Attached	\$1,285,500	\$1,189,000
Townhouse	\$847,000	\$894,300
Condominium	\$707,800	\$631,600

OFFICE MARKET VALUES

Source: Colliers Toronto Office Market Statistics, Q4 2021 and Q4 2022

	Q4 2021	Q4 2022
Vacancy Rate (%)	0.9%	0.5%
Average Rent (\$/sq. ft)	\$17.09	\$15.00

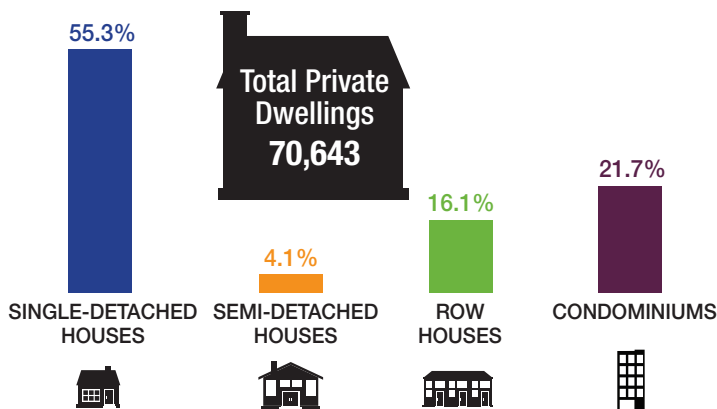
INDUSTRIAL MARKET VALUES

Source: CBRE Toronto Industrial Marketview Report, Q4 2021 and Q4 2022

	Q4 2021	Q4 2022
Vacancy Rate (%)	0.5%	0.2%
Average Rent (\$/sq. ft)	\$13.75	\$18.64

HOUSING MIX*

York Region Long Term Planning Branch, December 2022



BUSINESS CLIMATE

Source: York Region Employment Survey, 2022

NUMBER OF BUSINESSES: **5,023** NUMBER OF EMPLOYEES: **81,584**

BUSINESS PARKS	Total Acres	Vacant Acres
BARKER	253	40.5
BEAVER CREEK	614	24.4
HEADFORD	433	85.9
NEWKIRK	313	0.0

*Estimated

LABOUR FORCE AND INCOME

Source: 2021 Statistics Canada Census Data

Population with Post-secondary Education

79.0%

Unemployment Rate

13.1%



MINIMUM WAGE RATES

Source: Ministry of Labour, Training and Skills Development, October 2022

Minimum wage



Students under age 18



OCCUPATIONS MEDIAN HOURLY WAGE RATE

Source: Statistics Canada Labour Force Survey estimate, Median Hourly Wages of Employees, Ontario, December 2022

\$44.27 Natural and Applied Sciences

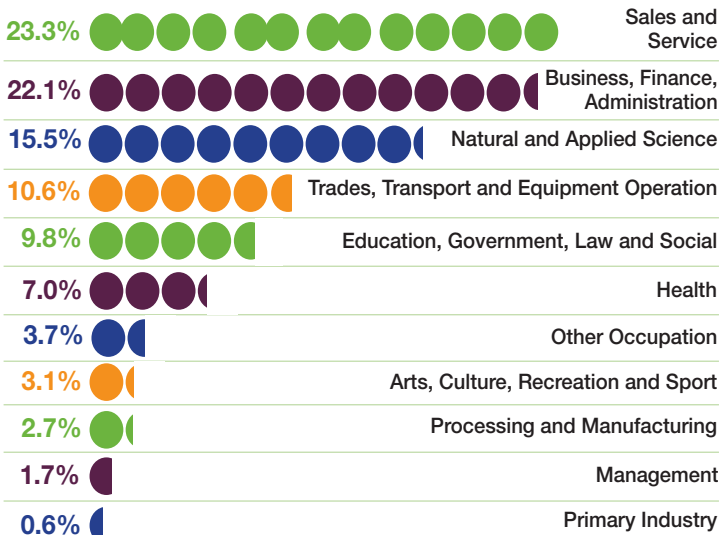
\$38.68 Social Science, Education and Government Services

\$33.86 Health Occupations

\$31.71 Business, Finance, Administration

RESIDENTS BY OCCUPATION TYPE

Source: 2021 Statistics Canada Census Data



TOP EMPLOYERS

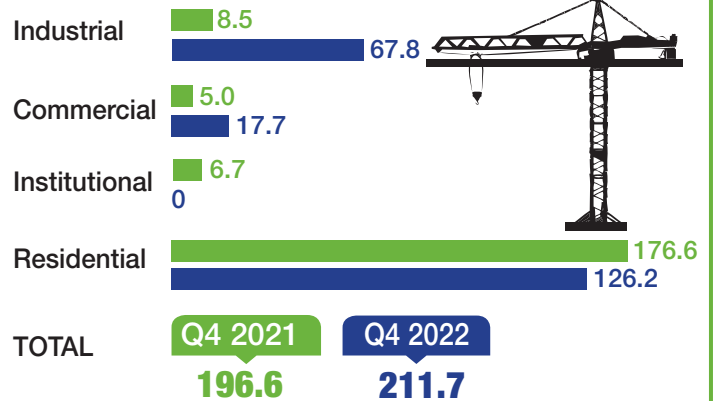
Source: York Region Employment Survey, 2022

- Mackenzie Richmond Hill Hospital
- Amico Corporation
- Kleenway Services Inc.
- Compugen Inc.
- Canada Computers
- Apotex
- Opentext Corporation
- Staples Canada
- Rogers Communications
- Costco Wholesale Canada Ltd.

DEVELOPMENT ACTIVITY

Source: City of Richmond Hill, Regulatory Services Division, December 2022

Construction Values (\$million)



TAX RATES

Source: City of Richmond Hill, Financial Services Division, 2022

	City	Region	Education	TOTAL
Industrial	0.298556%	0.552046%	0.880000%	1.730602%
Commercial	0.242032%	0.447530%	0.880000%	1.569562%
Residential	0.181692%	0.335958%	0.153000%	0.670650%

NON-RESIDENTIAL DEVELOPMENT CHARGES

Source: City of Richmond Hill, Financial Services Division, 2022

Non-Retail \$82.02/m²	Industrial/Office Institutional \$210.21/m²	Separate School Board \$2.26/m²
City	Region	Education
Retail \$112.37/m²	Retail \$521.93/m²	Public School Board \$11.84/m²