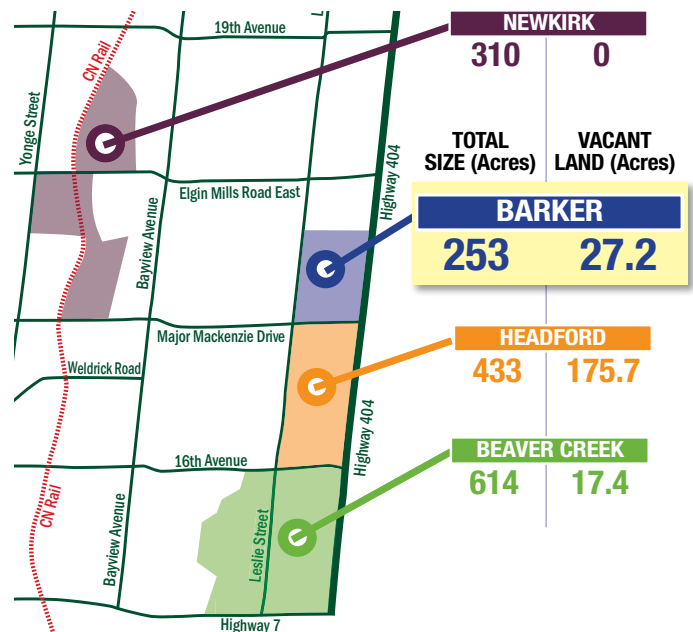
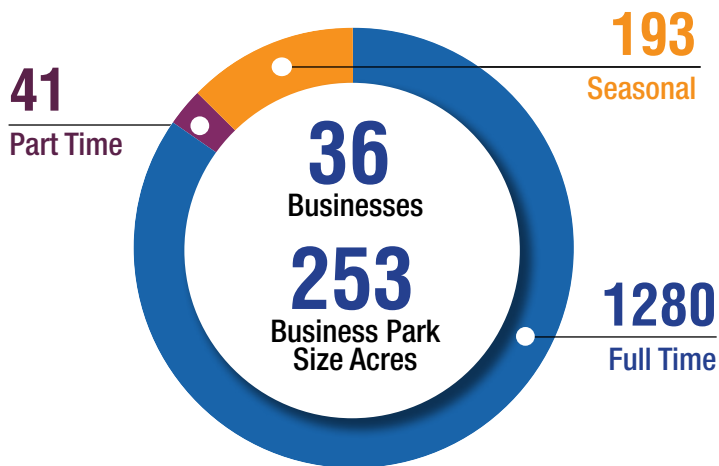


Barker Business Park Profile

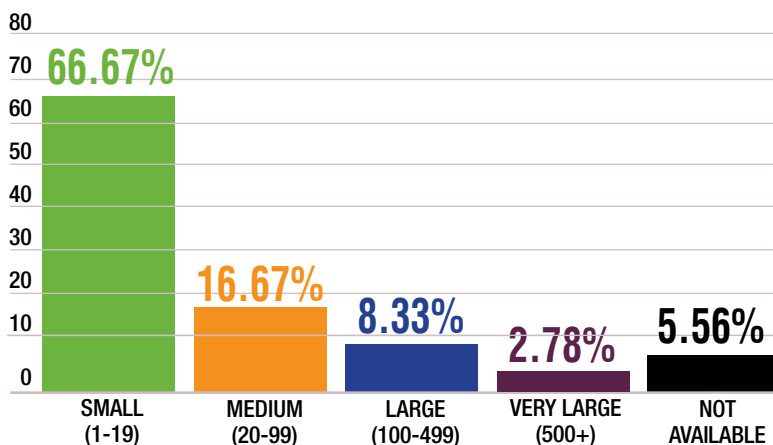
2018



EMPLOYMENT TYPE



BUSINESS SCALE



MAJOR EMPLOYERS

- Compugen Inc.
- BMW Group Canada Inc.
- Cosmo Music Company Ltd.
- La Rocca Creative Cakes
- Municipal Property Assessment Corporation
- Homewatch Caregivers
- York Region Southeast District Road Maintenance Facility
- ISERVE Inc.
- Toy Galaxy
- Data Integrity

EMPLOYMENT BY INDUSTRY*

	% OF BUSINESSES	% OF EMPLOYMENT		% OF BUSINESSES	% OF EMPLOYMENT
Professional, Scientific, Technical	44.44%	48.48%	Retail Trade	2.78%	0.13%
Wholesale Trade	11.11%	3.10%	Information and Culture Studies	2.78%	0.46%
Construction	5.56%	1.45%	Real Estate	2.78%	0.26%
Finance and Insurance	5.56%	0.33%	Management of Companies	2.78%	18.49%
Education	5.56%	14.13%	Administrative Support, Waste Management	2.78%	0.13%
Health and Social Services	5.56%	2.11%	Accommodation and Food Services	2.78%	0.26%
Manufacturing	2.78%	8.92%	Public Administration	2.78%	1.72%

*based on NAIC codes

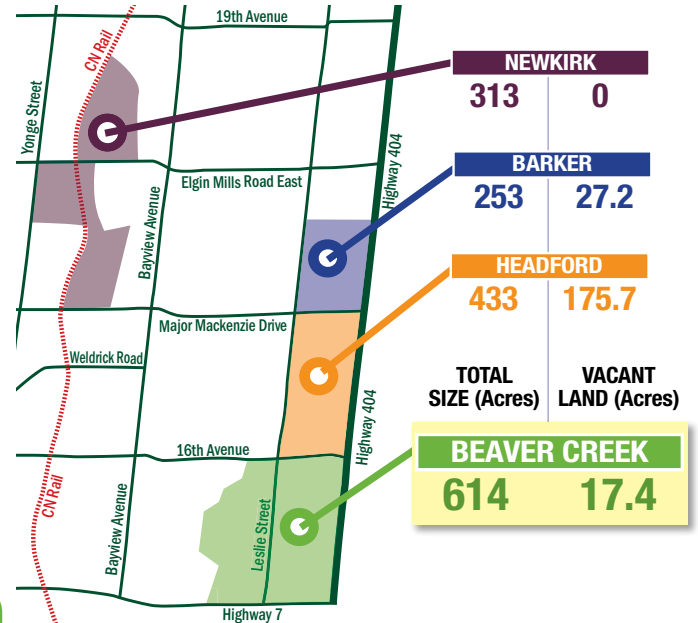
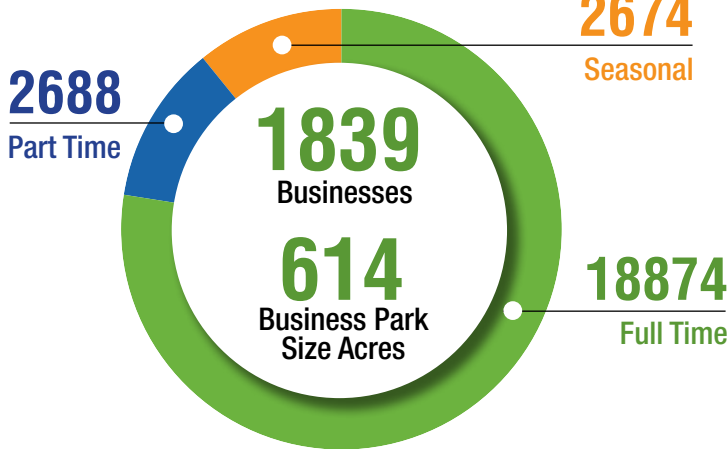


Beaver Creek Business Park Profile

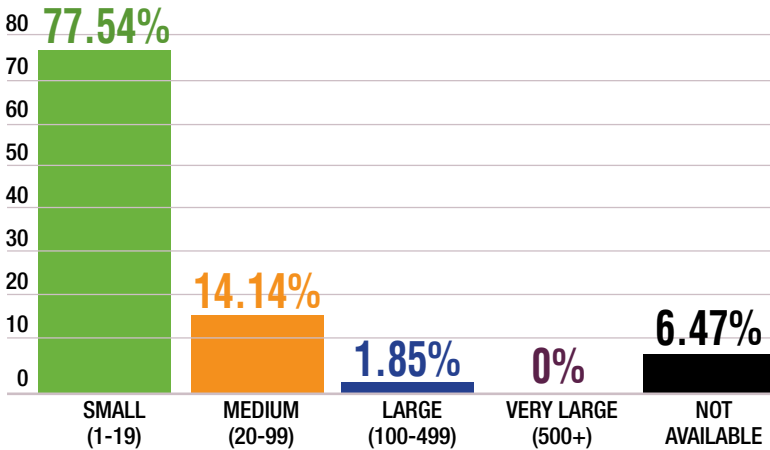
2018



EMPLOYMENT TYPE



BUSINESS SCALE



MAJOR EMPLOYERS

- Town of Richmond Hill Municipal Offices
- OpenText Corporation
- Sheraton Parkway Toronto North Hotel & Suites
- Multimatic Inmet
- Johnson Inc.
- Olympus Canada Inc.
- AECOM
- Johnson Controls Canada L.P.
- Primerica
- Tutor Doctor

EMPLOYMENT BY INDUSTRY*

	% OF BUSINESSES	% OF EMPLOYMENT		% OF BUSINESSES	% OF EMPLOYMENT
Professional, Scientific, Technical	21.73%	19.42%	Education	4.60%	3.25%
Wholesale Trade	16.13%	15.04%	Administrative Support, Waste Management	3.60%	3.29%
Manufacturing	9.37%	14.16%	Real Estate	2.55%	4.64%
Retail Trade	8.37%	2.35%	Information and Culture Studies	2.27%	3.25%
Finance and Insurance	7.04%	11.44%	Transportation and Warehousing	1.44%	1.00%
Other Services	5.88%	2.61%	Management of Companies	1.11%	1.63%
Construction	5.04%	5.06%	Arts, Entertainment, Recreation	0.44%	0.55%
Accommodation, Food Services	4.99%	6.84%	Utilities	0.28%	0.80%
Health and Social Services	4.93%	2.48%	Public Administration	0.22%	2.20%

*based on NAIC codes

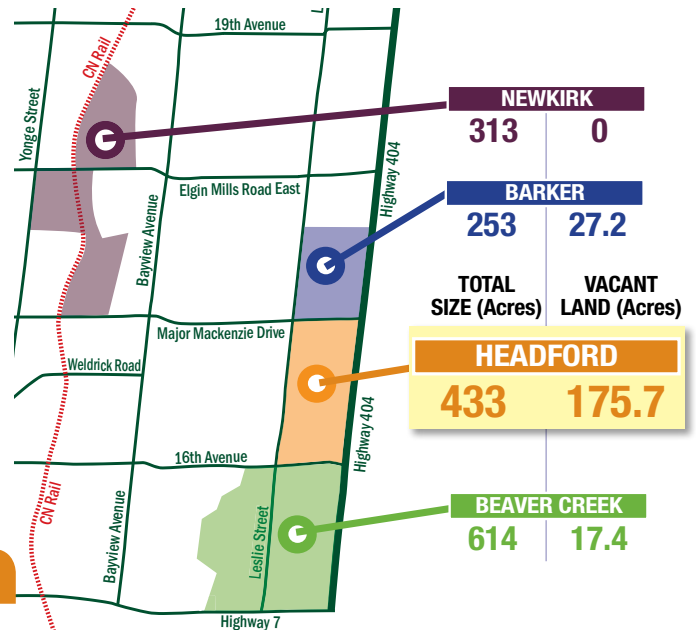



Headford Business Park Profile

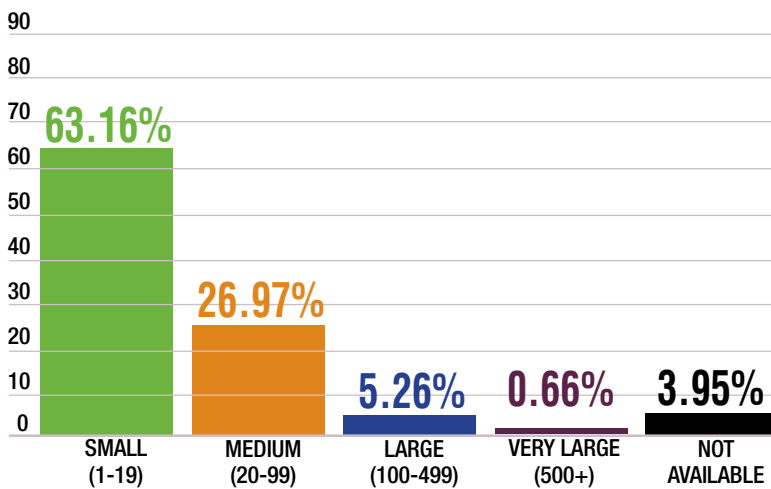
2018



EMPLOYMENT TYPE



BUSINESS SCALE



MAJOR EMPLOYERS

- Right at Home Realty Inc.
- Staples Canada
- Alphabroder
- Century 21 - Atria Realty Inc.
- Canada Post
- Trimark Sportswear Group
- Broker Team Insurance Solutions
- Mazda Canada Inc.
- Cirba Inc.
- York Region Transit/VIVA Bus Depot

EMPLOYMENT BY INDUSTRY*

	% OF BUSINESSES	% OF EMPLOYMENT		% OF BUSINESSES	% OF EMPLOYMENT
Professional, Scientific, Technical	16.56%	17.34%	Transportation and Warehousing	3.31%	7.72%
Wholesale Trade	15.89%	13.36%	Real Estate	3.31%	18.94%
Accommodation, Food Services	13.91%	4.67%	Management of Companies	3.31%	15.03%
Construction	7.95%	3.24%	Manufacturing	2.65%	2.83%
Health and Social Services	7.28%	2.05%	Arts, Entertainment and Recreation	1.99%	0.32%
Other Services	6.62%	2.05%	Information and Culture Studies	1.32%	2.79%
Retail Trade	5.30%	0.89%	Public Administration	1.32%	1.34%
Education	4.64%	1.82%	Administrative Support, Waste Management	0.66%	0.97%
Finance and Insurance	3.97%	4.63%			

*based on NAIC codes

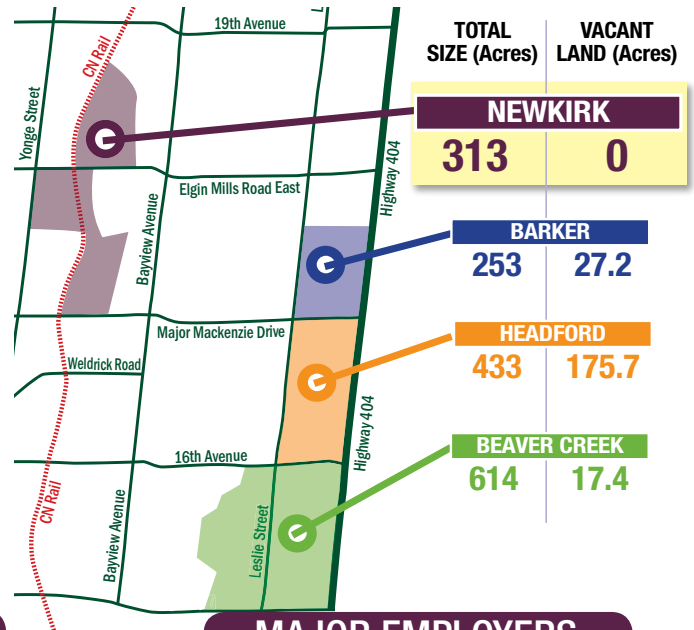
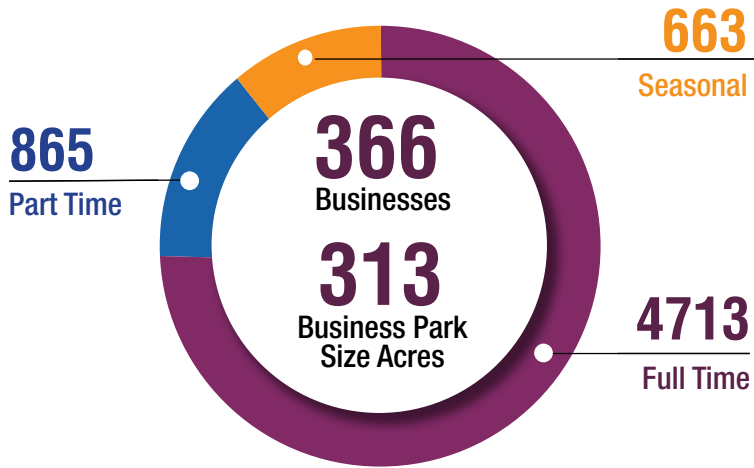


Newkirk Business Park Profile

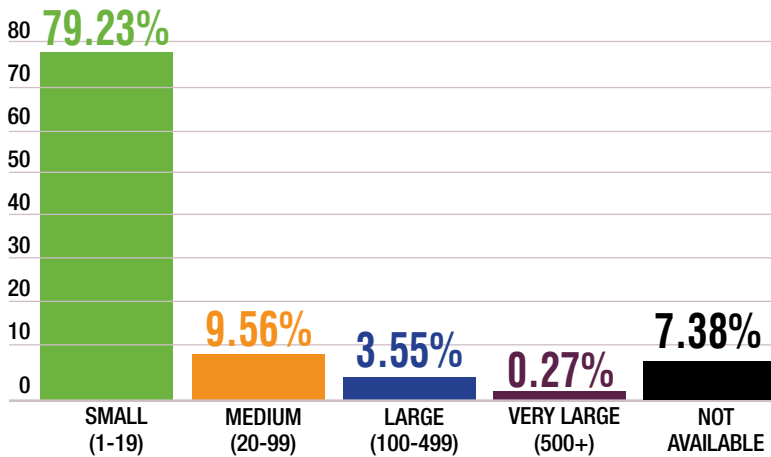
2018



EMPLOYMENT TYPE



BUSINESS SCALE



MAJOR EMPLOYERS

- Apotex
- Rogers Communications
- Stock Transportation
- Polybrite Inc.
- Innocon Inc.
- Community Living York South
- Victaulic Company of Canada Ltd.
- Sharp Bus Lines
- Magna - Exteriors and Interiors
- 1 to 1 Rehab

EMPLOYMENT BY INDUSTRY*

	% OF BUSINESSES	% OF EMPLOYMENT		% OF BUSINESSES	% OF EMPLOYMENT
Other Services	20.95%	4.05%	Health and Social Services	2.51%	6.35%
Manufacturing	16.48%	41.85%	Administrative Support, Waste Management	2.51%	1.47%
Wholesale Trade	12.85%	6.46%	Real Estate	2.51%	0.64%
Professional, Scientific, Technical	8.38%	3.22%	Accommodation, Food Services	1.68%	0.66%
Construction	8.10%	11.31%	Information and Culture Studies	1.68%	7.34%
Retail Trade	7.26%	3.08%	Finance and Insurance	0.84%	0.27%
Education	6.42%	2.64%	Management of Companies	0.28%	0.03%
Arts, Entertainment, Recreation	4.19%	2.60%	Utilities	0.28%	0.13%
Transportation and Warehousing	3.07%	7.90%			

*based on NAIC codes

